


THE PRIDE OF THE PACK

A LOOK INSIDE ROSE TREE MEDIA'S INTENSIVE PROGRAMS



FALL FUN AT THE

By: Dr. Orrin



Teachers and staff used a station model, something we also incorporate during the academic day, to add structure to the trip and to ensure that students were able to experience all types of activities with a variety of students and staff.

A highlight of the trip for our youngest students from ILES was Assistant Superintendent Bill Dougherty reading *The Very Last Leaf* under the pavilion just before lunch.

I hope you enjoy the pictures of a few of the fun moments experienced on our first Intensive Programs trip of the year!

A NOTE FROM DR. ORRIN:

I would like to take this opportunity to introduce myself as the Supervisor of your child's program. I have been with the Rose Tree Media School District for 21 years and am also a graduate of Penncrest! I look forward to working with you and your child. One of my goals for this school year to increase communication and provide opportunities for our students to and staff to let the RTMSD community know about many of the fun, exciting and educational things happening each month in our classrooms, schools and around the community. This monthly newsletter will be one avenue for that communication. I hope you enjoy each month's publication!

RTMSD Assistant Superintendent Bill Dougherty reading to students from ILES.

Monday, October 13th was an exciting day for students in our RTMSD intensive programs from 1st grade through Linking Learning to Life! The weather held out for us and it was a cool, crisp fall day for students from Indian Lane, Springton Lake, Penncrest and the Linking Learning to Life Program to gather for fun of all kinds at East Goshen Township Park.

From craft bags and a read aloud with Mr. Dougherty, to bocce, basketball, kickball and more, our students were able to collaborate with peers from their class, school, and adjacent classes.



Selena & Hasni on the swings.



Christian, Kareem & Joe making fall bags.



Stephen on the mini zip line.



Sam, Ghenet, Gianna, Shane, Alex, Maverick, Mackenzie & Rebecca using stencils and markers to make fall bags.

OCTOBER SPOTLIGHT

1ST ANNUAL TRUNK OR TREAT

By: Dr. Orrin



Dax, Millie, Olivia, Arri, Katelyn, Cara & Zack having fun at ILES at our 1st Annual Trunk or Treat Event.

On the evening of Tuesday, October 25th more than 25 students from our Kindergarten through Linking Learning to Life Intensive Programs came together outside Indian Lane Elementary School for our 1st Annual Trunk or Treat event. They were joined by their parents, siblings, and RTM administrators and staff!

The evening featured all kinds of Halloween activities with costumes, festive music, candy, treats and even pumpkins to decorate and take home.

The best aspect of the event was seeing our students of all ages and their families come together in a relaxed and social setting to catch up with former and current classmates and teachers as well as make new connections within our RTM intensive community!

[CLICK HERE](#)



For More Pictures!

OCTOBER IS DISABILITY IN THE WORKPLACE MONTH

By: Dr. Orrin

Each October we have the opportunity to highlight disabilities in the workplace and students in Rose Tree Media's Linking Learning to Life program as well as Penncrest's Life Skills program are well represented in volunteer and competitive positions. You can see in the presentation linked to the right that our students are working at local restaurants, swim clubs, volunteering at Delaware County spots such as the Media Youth Center and the Dog House of Delco and at companies such as New Way Air Bearings in Aston.




Brad working at New Way Air Bearings.

Students are also active in the RTM community, working at the TOPS Shop and volunteering with the Penncrest football team!

[CLICK HERE](#) or  for Dr. Orrin's presentation to the RTMSD Board of School Directors.

PHS FOOTBALL SENIOR NIGHT

By: Mrs. Falkenstein





Kenny

Buddy and Kenny were recently recognized at Senior Night on October 21st, for their dedication to the Penncrest Football Team. These young men have attended Friday night football games completing various jobs to support the team.

Buddy has been a member of the team for the past two years and Kenny picked up his role this year. Buddy's role is to provide water to the players during huddles and on the sidelines. Kenny hands the balls to the refs when they need them in between plays.



Buddy



THANK YOU!!

Ryan and Eva from the Linking Learning to Life Program worked diligently all week putting this newsletter together by typing articles and placing pictures from submissions put forth by students and teachers from Kindergarten through Linking Learning to Life.

INDIAN LANE

MIDDLETOWN FIREFIGHTERS

By: Mrs. McMorrow



Scarlett on a Middletown Fire Engine

The Middletown Firefighters came to visit ILES and spoke to the kindergarten about fire safety. Students learned how to “Stop, Drop and Roll” if their clothes catch fire, how to get out of a burning building, and how to find a family meeting place outside. The firefighters demonstrated putting on their firefighting gear: pants, jackets, helmets and oxygen. Students were given an opportunity to hold their heavy helmets and try on their jackets!

The firefighters also took the kindergarten classes outside to tour the fire truck. They showed us the hoses, oxygen tanks and tools. We heard the fire truck siren and saw the flashing lights. Kindergarten students also climbed aboard the fire truck!

The firefighters gave each student a red helmet and activity packet. Thanks so much to the Middletown Firefighters for all for their time, information, and special student helmets!

LEARNING ABOUT THE FIVE SENSES

By: Ms. Bralow




Ms. Bralow's class conducting their own lemon test!

This month in Ms. Bralow's room students learned about the five senses. In ELA we read a story titled “The Lemon Test”. Every student got to learn about the five senses, why we use them, and what parts of our body we use for each sense. The students loved these lessons, which included matching the senses to pictures of corresponding body parts we use, answering comprehension questions about the story we read, and finally conducting our own lemon test.

INDIAN LANE

OCTOBER FUN FRIDAY!

By: Ms. Mahoney



Caleb and Stephen completing pumpkin packets.



Stephen feeling pumpkin pulp and seeds.

Ms. Mahoney’s students also participated in Halloween craftivities and a game with Mrs. Roccia! The students traced ghosts and witch hats, then used tweezers and glue to place cotton balls and tissue paper onto their creations. It was an awesome first *Fun Friday* afternoon!



Gigi and Avery working on Halloween crafts.

On Friday October 21st, Ms. Mahoney and Mrs. Roccia had their first Fun Friday in Ms. Mahoney’s classroom! The students used their 5 senses to investigate a big pumpkin. They also helped Ms. Mahoney scoop out the seeds and create a Jack O’ Lantern!

FALL FUN!

By: Mrs. Arias’ Students

October has been the best month! We have been making Halloween crafts on Fridays and baking spooky treats. Some of our favorite crafts are laced spiders, owls, and ghosts. We also went to East Goshen Township Park for some amazing fun. Our favorite activities were the zip line, climbing web, and circular slides.

We also made Halloween treat bags, listened to a story and had lunch in the pavilion. We can't wait to carve Jack O’ Lanterns and decorate pumpkins on Halloween after the parade!



SMillie at East Goshen Park.



Mrs. Arias’ class fun fall projects.

THE LAKE

WHAT'S ON THE MENU?

By: Mrs. Coelho



Shane making protein balls.

At Springton Lake Middle School students in the life skills program have the opportunity to practice their cooking skills every Friday. Cooking is an essential part of our students' functional curriculum. We incorporate many academic skills into our cooking lessons each week. The students are provided with a visual recipe that includes a variety of Edmark & reading vocabulary embedded into the directions. Utilizing known vocabulary allows for all our learners to participate in reading the recipe. We ensure that students using AAC devices also have these vocabulary words in their devices so they have a means to communicate with their peers.

The items used in the lessons are purchased during our weekly Acme visits. The students look forward to trying new foods and seeing what we are cooking each week. In the photo you can see Shane measuring out peanut butter and flaxseed for our recipe. We made protein balls that students could choose to eat as a snack or take home for a family member. After cooking is finished the students use their vocabulary words to type, write or complete a cut and paste summary of what we made that day. Each child has a format that works best for their learning needs that they are required to complete .

LIFE SCIENCE: PUMPKINS

By: Ms. Clark

Miss Clark's science class has been working hard on their life science units this September and October. After learning all about plants and their life cycles, they spent time learning about apples and then pumpkins. Dax, Kareem, Zack, Sam and Sean completed activities on harvesting pumpkins, the life cycles of a pumpkins, and pumpkins' parts. After learning about pumpkins' orange skin, hard stem, slimy pulp and seeds inside, students had the opportunity to explore real pumpkins to experience what they really look, feel and smell like. This ended up being the perfect fall unit to get these students excited for the fall weather and upcoming holidays!



Ms. Clark's class exploring pumpkins.

PENNCREST

NO LIE— WE LOVE PINOCCHIO'S

By: Dr. Lewis & Mrs. Falkenstein

On one of our first trips into the community this school year, we went to Media and had lunch at Pinocchio's Pizza. When we got off the bus, we split into groups and walked around State Street. As we were walking through town, we had to make sure to be aware of different community safety signs and follow rules for traveling on foot. Before eating lunch, stopped in stores like Deals before heading over to Pinocchio's.

We had an 11:00 reservation at Pinocchio's, one of our favorite restaurants. We were able to eat together at a large table, in the outside area. Earlier in the week, we practiced looking at the menu and prices for our faves. This helped us be ready to order and know how much we would need to pay. After getting our steps in earlier in the morning walking along State, we all enjoyed a nice lunch and the opportunity to socialize together!



Students eating outside at Pinocchio's

SPECIAL LINVILLA TRIP

By: Dr. Lewis & Mrs. Falkenstein

On Friday, October 7th, we had our special trip to visit Linvilla Orchards. Arri S.'s parents, Farmer Norm, and Anne Schultz took us on a tractor to pick fresh figs and corn. We were able to taste them on the spot! They were both so sweet. We even picked some to take home to our families.

Have you ever tried corn right off the stalk? It was so good! We also were able to pick little pumpkins from the vine. We spent some time visiting the animals, checking out the shops, and ate lunch on the grounds. We are so lucky to have Arri and her family as part of our program!




Dr. Lewis' & Mrs. Falk's classes at Linvilla Orchards with Farmer Norm Schultz.



Arri & her Dad, Farmer Norm.

TUESDAY IS ACME DAY!

Each Tuesday morning, we go to Acme for grocery shopping. First we create a shopping list for a recipe that we will make on Thursday. Next, we practice looking up the cost of items, using the Acme website. When we get to Acme, we each have our own shopping list. We can also purchase a snack at Acme. This helps us practice our money skills, including planning and planning and paying in the store.



Trevor, Maverick, Joe, Danny, Jeffrey & Rebecca just after returning from their weekly Acme trip.

LINKING LEARNING TO LIFE

WORK IN LINKING LEARNING TO LIFE SPREADS PRETTY POSITIVITY AROUND PENNCREST AND RTMSD

By Liam & Aedan



Liam putting the finishing touches on his fall arrangements.




Aedan admiring his freshly finished work.

This month we made Senior Night Bouquets for Girls Volleyball, Girls Soccer and the Football team. Each arrangement had red roses, yellow roses, baby's-breath, and greens. We wrapped them in cellophane and tied them with a red or yellow bow. We thought the arrangements looked great!

We also made an additional 32 arrangements for the fall flower subscription at Penncrest High School and we delivered them to the staff. We have 5 deliveries this fall in our subscription and are happy it is so popular with the PHS staff.

Flowers aren't the only thing we can do...

We have been working with the print shop and making cards for all of the administration in the district. The cards are printed but when we get them they need to be cut, folded, and sorted with envelopes. We are in the process of preparing hundreds of cards and they look so cool.



LLL's First batch of cards that went to members of the RTMSD School Board.

CAPTURING FIELD TRIP PHOTOS

By Eva

In early October we went to Ridley Creek State Park. Mrs. Weyler, a Penncrest parent and professional photographer joined us on our trip. She taught us how to take photos of plants, trees, animals, buildings and people. She showed us different settings to use and how to position our bodies to get a better picture. She had us laying on the ground, kneeling and getting close up for the shot. We learned about diagonals and perspective! The pictures we took came out amazingly and we used what she taught us when we went to Linvilla Orchards and Longwood Gardens. Thank you to Mrs. Weyler for all we learned in one day.



MR. HENDERSON IS KEEPING THINGS FUN!

By: Mr. Henderson's 8th Period Class

Mr. Henderson has been creating time at the end of the day for us to play some fun and exciting games. Students challenge one another and have beat Mr. Henderson at a game of checkers. Our favorites are Jenga, Jeopardy, Deal or No Deal and Wheel of Fortune. It has been a blast!